



ಬೃಹತ್ ಬೆಂಗಳೂರು ಮಹಾನಗರ ಪಾಲಿಕೆ
Bruhat Bengaluru Mahanagara Palike



BBMP COVID-19 WAR ROOM 02.06.2022

BBMP / COVID-19 WAR ROOM / BULLETIN – 801 / 02.06.2022 / #BBMPfightsCOVID19



OVERVIEW OF COVID-19 IN BENGALURU



CASE TRENDS

ACTIVE CASES **2,091**

Confirmed Cases

276

17,88,151 #

Recovered Cases

173

17,69,096 #

Death Cases

0

16,964 #



HOSPITALIZATION

5

ICU – V

-

ICU

2

HDU

-

General

3

INCLUDES GOVT. QUOTA AND PRIVATE WALK-IN HOSPITALIZATION



VACCINATION

37,782 1,92,32,561 #

First Dose

12,578

96,13,401 #

Second Dose

20,475

87,75,288 #

Precaution Dose

4,729

6,18,698 #



TRIAGING

MTU

15

Tele Triage

154



ACTIVE CLUSTERS

6

Budding Clusters (<5 Cases)

4

Clusters (> 5 cases)

2



TESTING

13,283 2,97,68,698 #

RAT

2,737

RTPCR

10,546

Positivity : 1.54%

*FOR LAST 7 DAYS

: indicates cumulative numbers till date



ABSTRACT OF COVID-19 SCENARIO IN BENGALURU



	MALE			FEMALE			TRANSGENDER			TOTAL		
	Last 24 Hours	Last 7 Days	Cumulative	Last 24 Hours	Last 7 Days	Cumulative	Last 24 Hours	Last 7 Days	Cumulative	Last 24 Hours	Last 7 Days	Cumulative
Positive Cases	156	774	10,57,670	120	635	7,30,290	0	0	191	276	1,409	17,88,151
Recovered Cases	94	618	10,45,303	79	429	7,23,703	0	0	183	173	1,047	17,69,096
Death Cases	0	0	10,745	0	0	6,215	0	0	4	0	0	16,964
Total Tests Done	In Last 24 hrs. : 13,283			In last 7 days : 91,310			Cumulative : 2,97,68,698					
Vaccine Doses Administered	In Last 24 hrs. : 37,782			In last 7 days : 1,10,418			Cumulative : 1,92,32,561					
ACTIVE CASES									2,091			

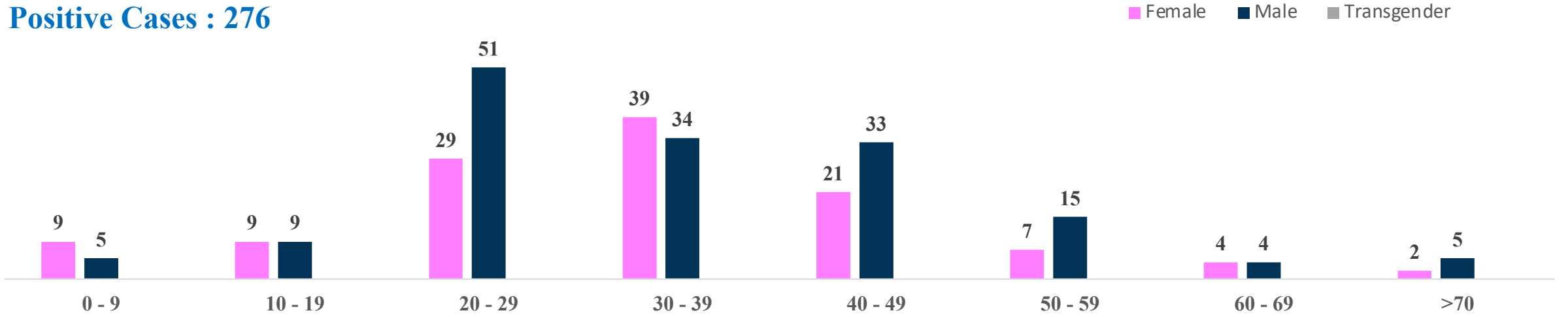
*Covid deaths occurred today : 00 | Covid deaths occurred beyond last 24 hrs., reported today : 00



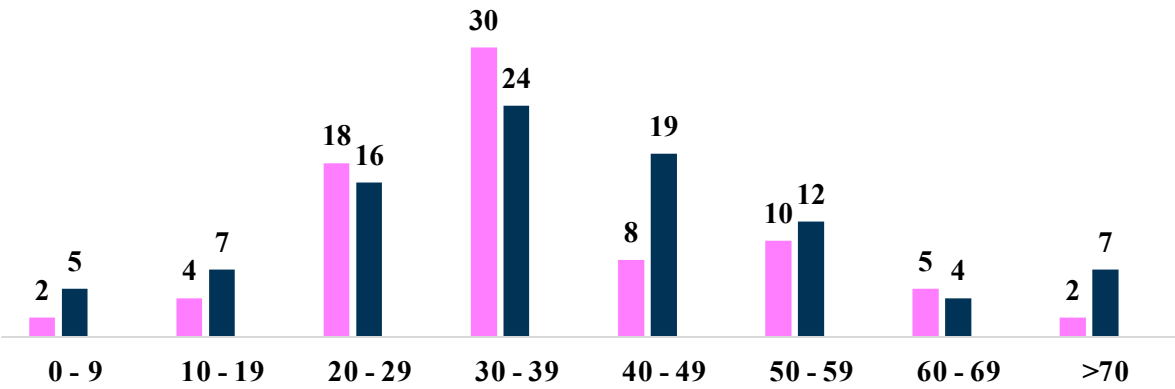
LAST 24 HOURS AGE GROUP AND GENDER WISE DISTRIBUTION



Positive Cases : 276



Recovered Cases : 173

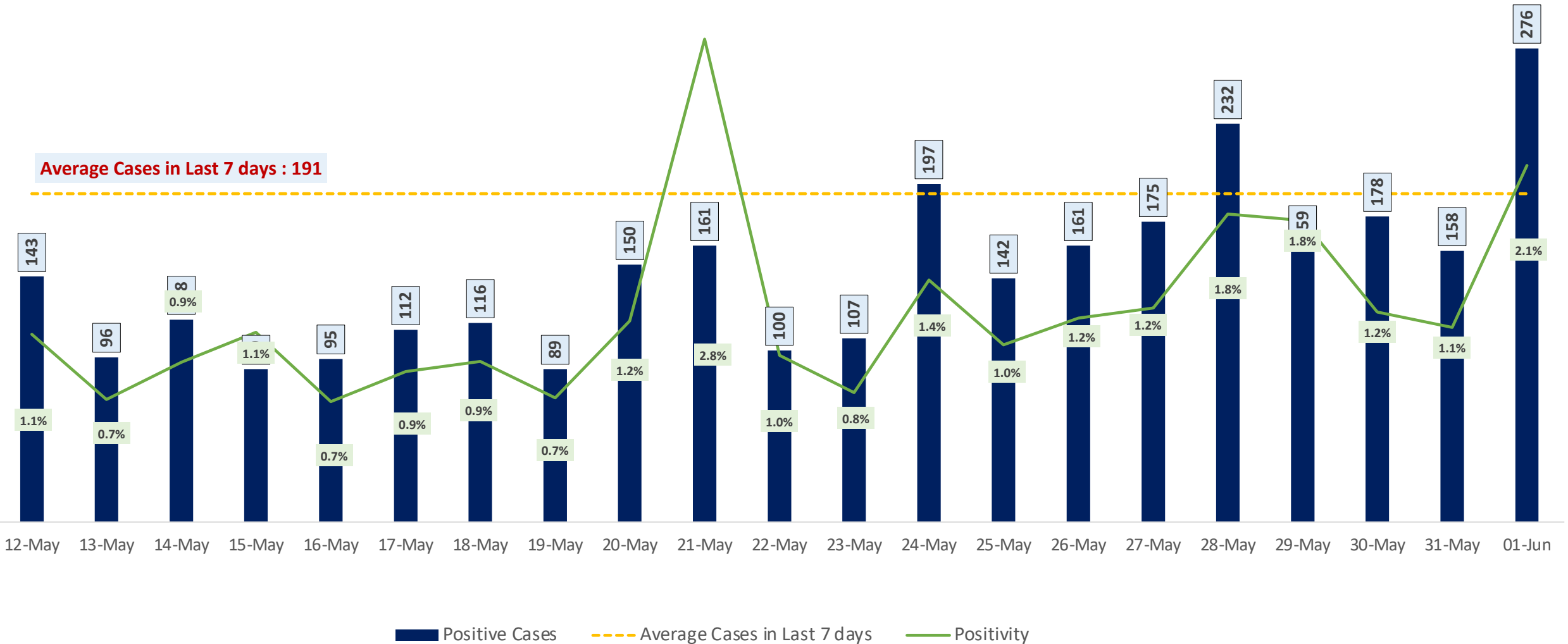


Death Cases : 0

0 to 9 10 to 19 20 to 29 30 to 39 40 to 49 50 to 59 60 to 69 >=70



POSITIVITY RATE OF BENGALURU – LAST 21 DAYS

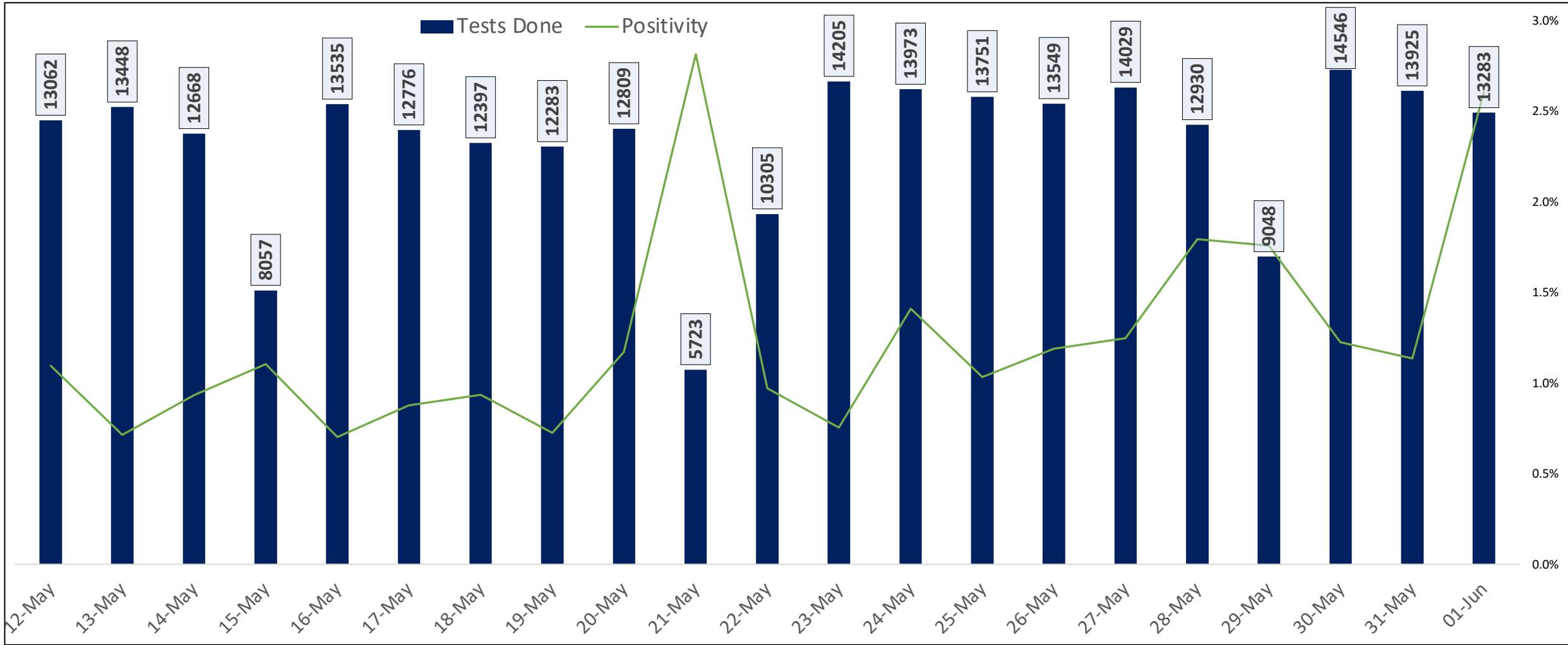




TESTING TRENDS IN BENGALURU



Total Test Conducted Till Date	Test Conducted Last 24 hours	Last 7 Days Average
2,97,68,698	13,283	13,044



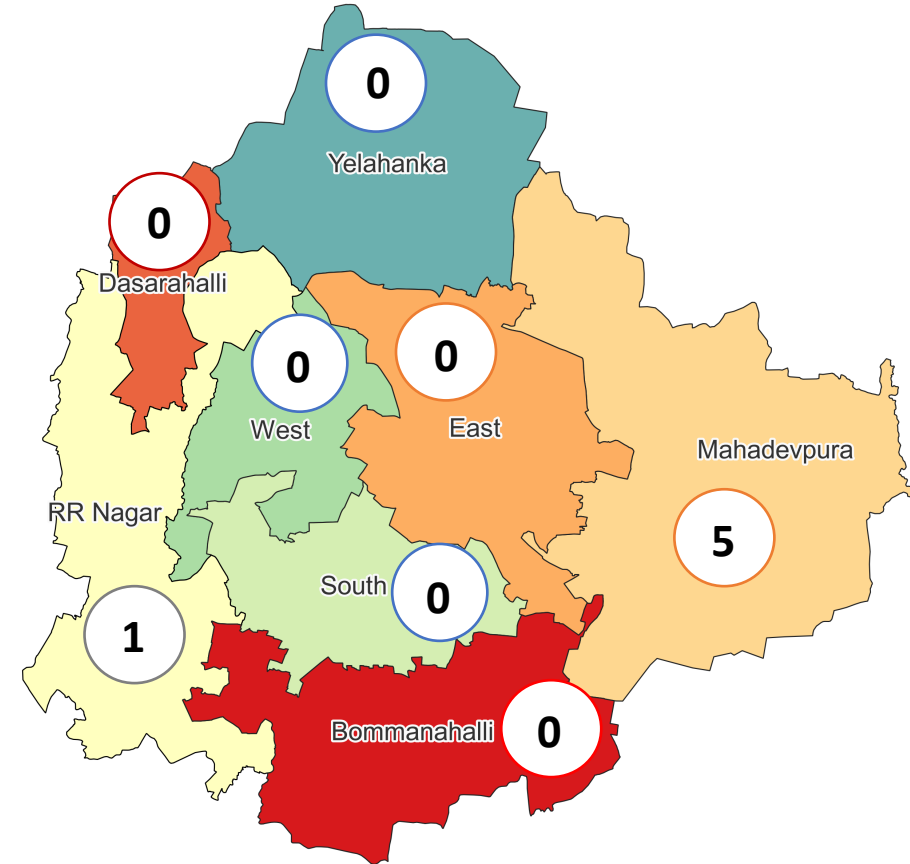


CLUSTER DETAILS



Zone Name	TOTAL CLUSTERS	Budding Clusters	Clusters	Outbreaks
		Less Than 5 Cases	5 To 14 Cases	More Than 14 Cases
BOMMANAHALLI	0 (-)	0 (-)	0 (-)	0 (-)
DASARAHALLI	0 (-)	0 (-)	0 (-)	0 (-)
EAST	0 (-)	0 (-)	0 (-)	0 (-)
MAHADEVPURA	5 (▲1)	4 (▲1)	1 (-)	0 (-)
RR NAGAR	1 (-)	0 (-)	1 (-)	0 (-)
SOUTH	0 (-)	0 (-)	0 (-)	0 (-)
WEST	0 (-)	0 (-)	0 (-)	0 (-)
YELAHANKHA	0 (-)	0 (-)	0 (-)	0 (-)
TOTAL	6 (▲1)	4 (▲1)	2 (-)	0 (-)

Total Active Clusters



Types of Clusters

Zone Name	Apartments/ Villa	Individual House	Hostels/Quarters	Others	Schools/Colleges
BOMMANAHALLI	0 (-)	0 (-)	0 (-)	0 (-)	0 (-)
DASARAHALLI	0 (-)	0 (-)	0 (-)	0 (-)	0 (-)
EAST	0 (-)	0 (-)	0 (-)	0 (-)	0 (-)
MAHADEVPURA	4 (▲1)	1 (-)	0 (-)	0 (-)	0 (-)
RR NAGAR	0 (-)	1 (-)	0 (-)	0 (-)	0 (-)
SOUTH	0 (-)	0 (-)	0 (-)	0 (-)	0 (-)
WEST	0 (-)	0 (-)	0 (-)	0 (-)	0 (-)
YELAHANKHA	0 (-)	0 (-)	0 (-)	0 (-)	0 (-)
TOTAL	4 (▲1)	2 (-)	0 (-)	0 (-)	0 (-)

▲▼ : Shows increase and decrease in numbers as compared to previous day



GOVT. QUOTA COVID BED STATUS AS ON 02.06.2022



SR. NO.	Facility Type	No. of Hospital	Total Allocated Beds for C+ Patients					Occupied Beds for C+ Patients					Net Available Beds for C+ Patients				
			Gen Beds	HDU	ICU Beds	ICU-V	Total	Gen Beds	HDU	ICU Beds	ICU-V	Total	Gen Beds	HDU	ICU Beds	ICU-V	Total
1	Government Medical Colleges	4	120	255	33	27	435	0	0	0	0	0	120	255	33	27	435
2	Government Hospitals	18	637	292	74	95	1,098	0	0	0	0	0	637	292	74	95	1,098
3	Private Medical Colleges	12	178	200	66	35	479	0	0	0	0	0	178	200	66	35	479
4	Private Hospitals	32	181	61	49	42	333	0	0	0	0	0	181	61	49	42	333
5	Covid Care Centre	1	50					0					50				
Total Beds		67	1,166	808	222	199	2,395	0	0	0	0	0	1,166	808	222	199	2,395

* Status as on 02.06.2022 – 04:55 PM

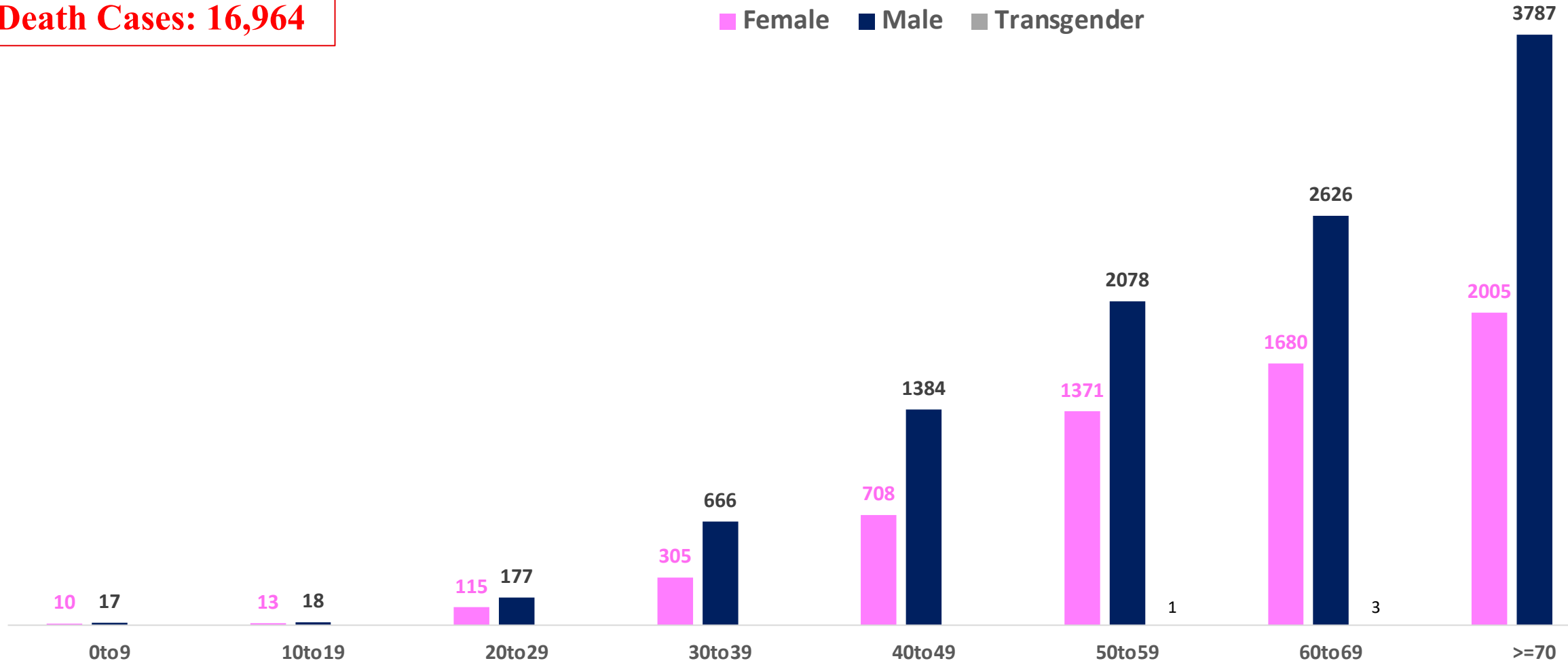


AGE AND GENDER WISE DISTRIBUTION OF DEATH CASES



Death Cases: 16,964

Female Male Transgender





VACCINATION COVERAGE AS ON 01.06.2022

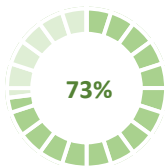
Total Doses Administered

1,92,32,561

▲ 37,782

Total 12-14 years Population : 2.82 Lakhs

1ST DOSE

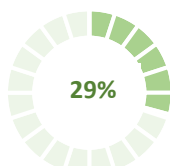


73%

2,05,595
Doses administered

▲ 11,200

2ND DOSE



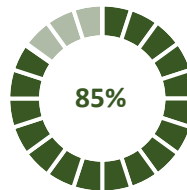
29%

82,227
Doses administered

▲ 9,509

Total 15-18 years Population : 4.42 Lakhs

1ST DOSE

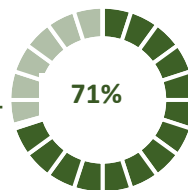


85%

3,44,571
Doses administered

▲ 810

2ND DOSE



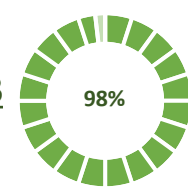
71%

2,87,603
Doses administered

▲ 968

Total adult Population : 91.7 Lakhs

1ST DOSE

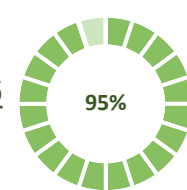


98%

90,00,806
Doses administered

▲ 568

2ND DOSE



95%

86,93,061
Doses administered

▲ 9,998

Priority Group*

Health Care Workers

Dose 1

2,10,313

Doses administered

▲ 2

Dose 2

2,06,532

Doses administered

▲ 71

Frontline Workers

Dose 1

3,81,809

Doses administered

▲ 1

Dose 2

3,72,604

Doses administered

▲ 16

45 – 59 Years Coverage

Dose 1



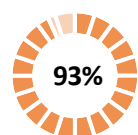
95%

16,93,880

Doses administered

▲ 38

Dose 2



93%

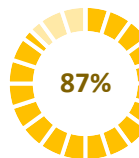
16,50,925

Doses administered

▲ 1,455

18 - 44 Years Coverage

Dose 1



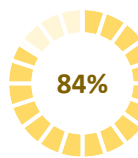
87%

57,35,250

Doses administered

▲ 512

Dose 2



84%

55,14,112

Doses administered

▲ 7,875

60 + Years Coverage

Dose 1



100%

9,79,554

Doses administered

▲ 15

Dose 2



100%

9,48,888

Doses administered

▲ 581

PRECAUTION DOSE



6,18,698

Doses administered

▲ 4,729

PRECAUTION DOSES ADMINISTERED

Health Care Workers

78,339

Booster Doses administered

▲ 333

Front Line Workers

82,069

Booster Doses administered

▲ 1,102

60 + Years Coverage

3,26,652

Booster Doses administered

▲ 1,093

18 + Years Coverage

1,31,638

Booster Doses administered

▲ 2,201

▲ indicates the increase in last 24 hours



COVID-19 SCENARIO IN BENGALURU AND OTHER METROPOLITAN CITIES



CITY NAME	Positive Cases	Active Cases	Recovered	Deceased	Vaccine Doses Administered
New Delhi	19,07,264	1,567	18,79,487	26,210	3,43,14,418
Bengaluru*	17,88,151	2,091	17,69,096	16,964	2,21,09,691
Mumbai	10,65,619	2,970	10,43,083	19,566	2,11,10,117
Chennai	7,52,592	299	7,43,225	9,068	1,05,46,087
Kolkata	4,47,192	272	4,41,264	5,656	1,01,75,060

Source : <https://dashboard.cowin.gov.in/> at 4:55pm (02.06.2022)
Source : <https://www.covid19bharat.org/> at 4:55 pm (02.06.2022)

*includes BBMP & Bengaluru Urban



SNAPSHOT OF COVID-19 CASES IN BENGALURU URBAN



**Total Wards With
<=5 Cases* :
171**

**Tests Conducted
On 01.06.2022:
13,283**

**Recovery
Rate:
98.93%**

**Total
Active Cases :
2,091**

**Total Vaccinated on
01.06.2022:
37,782**

**Positivity
Rate* :
1.54%**

**Active
Rate:
0.12%**

**Case
Fatality Rate* :
0.00%**

*Total positive cases In the past 7 days

*CFR and positivity is for Past 7 days

Download BBMP Bulletin	https://apps.bbmpgov.in/covid19/mediabulletin.php
For BBMPCovid19 Bed Status:	https://apps.bbmpgov.in/covid19/en/Bedstatus.php
To register for vaccination :	https://selfregistration.cowin.gov.in/
BBMP COVID19 Dashboard:	https://apps.bbmpgov.in/covid19/
Follow us on:	www.facebook.com/bbmp.comm1/
	twitter.com/BBMPCOMM

Issued by:

**Honorable Chief Commissioner, BBMP
Special Commissioner Health & IT, BBMP
MD, Bengaluru Smart City Limited**

THANK YOU !

